



C-Ming Technology Co., Ltd.

Product Definition

- C-MING Product OEM/ODM Product
 Semi-finished Product Component

UAK1-C01 **USB Interface** **Data Encryption Lock** **USB資料加密鎖**

Specifications for Approval

Approval	Manager	Issued By

Revision History

Revision	Date	Description	PM
Ver 1.0	Aug 25 th , 2016	Initial Release	PHIL

C-Ming Technology Co., Ltd.


4F., No.3, Aly. 8, Siwei Ln., Zhongzheng Rd., Xindian Dist.,
New Taipei City 231, Taiwan
TEL: 886-2-2218-1670

FAX: 886-2-2218-1570
e-mail: sales@cm-tech.com.tw

Index

1	Introduction 介紹	1
2	Features and Specifications 特點與規格	2
2.1	Features 特點.....	2
2.2	Specifications 規格.....	3
3	Accessories 配件	4
3.1	Standard Accessories 標準配件	4
3.2	Optional Accessories 選擇性配件	4
4	Mechanical Information 機構資訊	5
4.1	UAK1-C01 Overview 外觀.....	5
5	Packaging (TBD) 包裝(待定義/僅供參考)	6
6	Operation Instructions 操作說明	7
6.1	Software Download 軟體下載	7
6.2	Software Installation 軟體安裝	7
6.3	Using Data Encryption Lock and Software 使用加密鎖與軟體	8
6.4	Data Encryption 資料加密	10
6.5	Data Decryption 資料解密	12
	Appendix	14

1 Introduction 介紹



UAK1-C01 provides data protection function on windows PC platform. It can encrypt any kind of files and folder in PC, SSD, HDD, memory card, or flash disk. With data encrypted, you don't need to worry about leaking private data any more. UAK1-C01 protects encrypted data with hardware AES encryption engine; it is just like a data lock for your PC. UAK1-C01 also provides software application with very easy installation and graphic UI; just simply drag the file and drop it on the toolbox, and then encryption/decryption can be done. With UAK1-C01, it has never been so easy to secure the data in PC.

UAK1-C01提供WINDOWS PC平台上的資料保護功能。它可以為PC，SSD，HDD，記憶卡，或快閃磁碟中的任何檔案或資料夾加密。在資料有加密的狀況下，您就再也無須擔心私密的資料外洩。**UAK1-C01**以AES硬體加密核心保護加密的檔案，就如同您PC的一把資料安全鎖。**UAK1-C01**提供簡易安裝與使用的圖形介面軟體工具，只要將要加密/解密的檔案/資料夾拖曳到工具箱上，就可以輕鬆的完成加密/解密作業。只要有**UAK1-C01**，保護PC中的資料從未變得如此輕鬆和簡單。

2 Features and Specifications 特點與規格

2.1 Features 特點

- USB 2.0 interface data encryption lock for Windows PC.
USB 2.0 介面視窗 PC 用資料加密安全鎖
- Equipped with AES 256bit hardware encryption/decryption engine.
具備 AES 256bit 硬體加解密引擎
- Capable of encrypting/decrypting any format of file/folder in storage device on PC.
可對 PC 的儲存裝置中的任何格式之檔案與資料夾進行加解密
- Password protection for encryption/decryption process.
加解密作業需輸入密碼保護
- Equipped with software application with graphic UI.
具備圖形化介面之應用軟體
- Easy “Drag & Drop” files for data encryption/decryption on running software.
運行軟體時，輕鬆拖放檔案即可完成資料加解密
- SETUP version and PORTABLE version of software program are both provided.
同時提供安裝版與免安裝版之軟體程式
- Support Windows XP / VISTA / 7 / 8 / 10.
支援系統 Windows XP / VISTA / 7 / 8 / 10
- Encryption and software solution provided by SPT. (Chesen Electronics Corp.)

2.2 Specifications 規格

USB INTERFACE 介面
USB 2.0
ENCRYPTION ENGINE 加密核心
AES 256-bit Hardware Engine 硬體加密引擎
PASSWORD COMBINATION RULE 密碼組合規則
English Letters(upper/lower case) / numbers / symbols 英文字母(大寫/小寫) / 數字 / 符號
No digit limitation 無位數限制
SOFTWARE APPLICATION 軟體
SUPER VAULT PRO Ver 1.07
SUPPORTING OS 支援系統
Windows XP / VISTA / 7 / 8 / 10
POWER CONSUMPTION 電力消耗
< 150mA (毫安培)
CERTIFICATION 認證
CE / FCC / BSMI
PHYSICAL CHARACTER 外觀尺寸
L 39.2mm * W 12.2mm * H 4.5mm
TEMPERATURE CONDITIONS 環境溫度
Storage: -20°C ~ +70°C 儲存
Operating: 0°C ~ +60°C 操作
WEIGHT 重量
About 12g 約12公克

3 Accessories 配件

3.1 Standard Accessories 標準配件

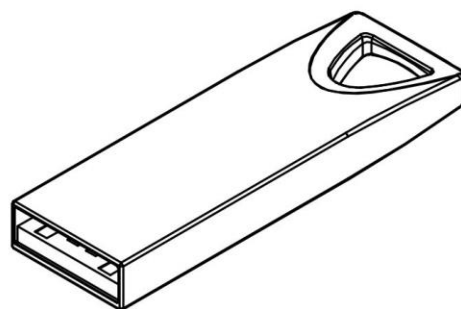
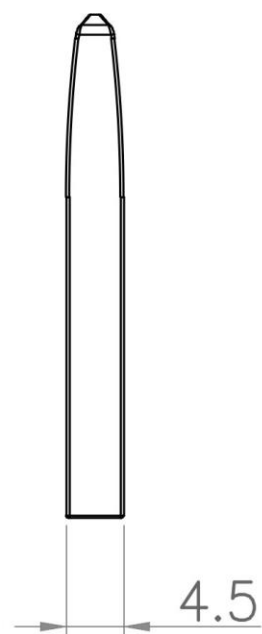
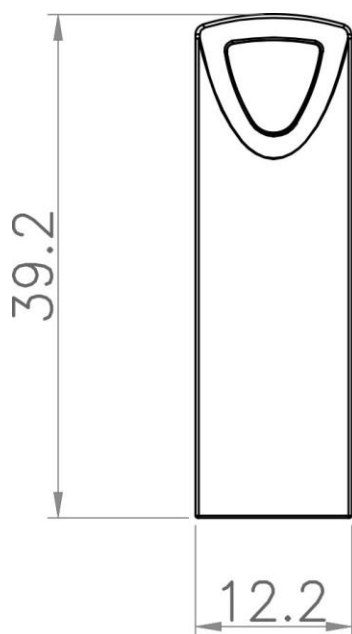
- UAK1-C01 USB Data Encryption Lock x1

3.2 Optional Accessories 選擇性配件

- Blister Pack Set x1
- Software CD x1

4 Mechanical Information 機構資訊

4.1 UAK1-C01 Overview 外觀



5 Packaging (TBD) 包裝(僅供參考)

Designed and Manufactured in Taiwan

www.cm-tech.com.tw

支援系統Windows XP / VISTA / 7 / 8 / 10

- Support Windows XP / VISTA / 7 / 8 / 10.
- 同時支援硬體安全之軟體式
- SETUP version and PORTABLE version of software program are both provided.
- 提供傳統、輕便安裝即可安裝特別加強版
- Easy Drag & Drop files for data encryption/decryption on running software.
- 支援拖放檔案之加密/解密
- Equipped with software application with graphic UI.
- 配備作業系統圖形介面
- Password protection for encryption/decryption process.
- 密碼保護加密/解密過程
- Capable of encrypting/decrypting any format of file/folder in storage device on PC.
- 可對PC裝置中的任何格式之檔案與資料夾進行加密/解密
- Equipped with AES 256-bit hardware encryption/decryption engine.
- 具備AES 256-bit硬體加密/解密引擎
- USB interface data encryption lock for Windows PC.
- USB介面、電腦PC用資料加密鎖

Features 特點

Data Encryption Lock MODEL : UAK1-C01

Is your private data secured in PC or Cloud?
Only Data Encryption can fully protect
your data from leaking!

Encryption & Software Solution Provided by SPT(GHESEN ELECTRONICS CORP.)

Data Encryption Lock

- ✓ Built-in **Password** Protection
- ✓ AES 256-bit **Hardware** Data Encryption
- ✓ Easy **Drag & Drop** Operation for Encryption/Decryption Process

6 Operation Instructions 操作說明

6.1 Software Download 軟體下載

- SETUP VERSION 安裝版 (SuperVaultPRO_setup.exe)
https://dl.dropboxusercontent.com/u/48171385/SuperVaultPRO_setup.exe
<https://pan.baidu.com/s/1gffUDGJ>

- PORTABLE VERSION 免安裝版 (SuperVaultPRO_portable.exe)
https://dl.dropboxusercontent.com/u/48171385/SuperVaultPRO_portable.exe
<https://pan.baidu.com/s/1geUzwob>

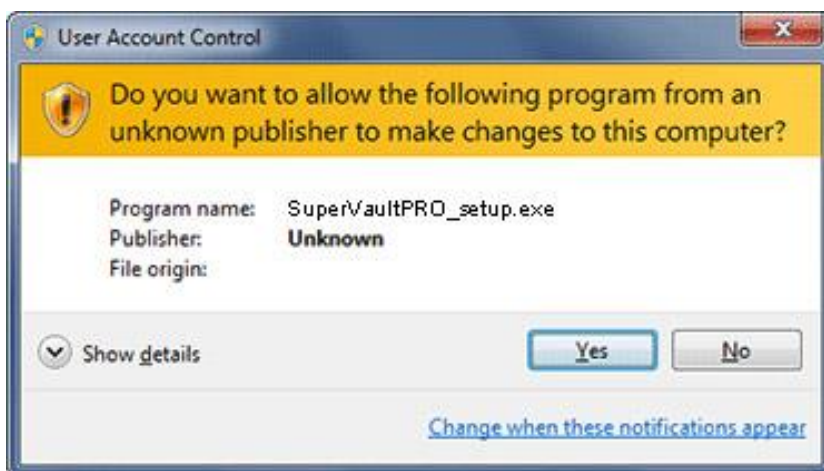
6.2 Software Installation 軟體安裝

(Only SETUP VERSION requires this installation. 僅安裝版需此安裝作業)

1. Double-click on the “SuperVaultPRO_setup.exe” program icon to run the setup program.
雙擊 SETUP 程式之圖示，以執行安裝



2. A “User Account Control” dialog will show to ask for your confirmation; please click on “Yes” to proceed.
“使用者帳戶控制”對話窗出現，請按“Yes”以繼續



3. Follow the on-screen instructions to complete the installation procedure.

按照畫面出現的指示，完成安裝流程

4. Installation complete. The program icon “SuperVault Pro” can be found on DESKTOP and PROGRAMS.

安裝完成後，可在桌面與程式集找到 “SuperVault Pro” 程式圖示



6.3 Using Data Encryption Lock and Software 使用加密鎖與軟體

1. Insert the encryption lock to the USB port on PC. The system will automatically install proper device driver.

將加密鎖插入 PC 的 USB 連接埠，系統會自動安裝對應的驅動程式

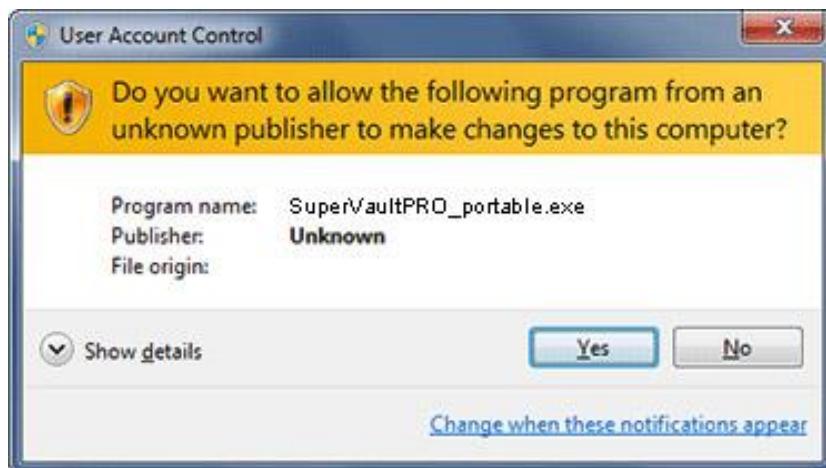
2. Run the formerly installed program “SuperVault Pro”, or run the portable version program “SuperVaultPRO_portable.exe”.

執行先前安裝好的 “SuperVault Pro” 程式，或是執行免安裝版程式 “SuperVaultPRO_portable.exe”.



3. A “User Account Control” dialog will show to ask for your confirmation; please click on “Yes” to proceed.

“使用者帳戶控制” 對話窗出現，請按 “Yes” 以繼續



- The Encrypt/Decrypt tool box will show up; now it's ready to encrypt/decrypt data.

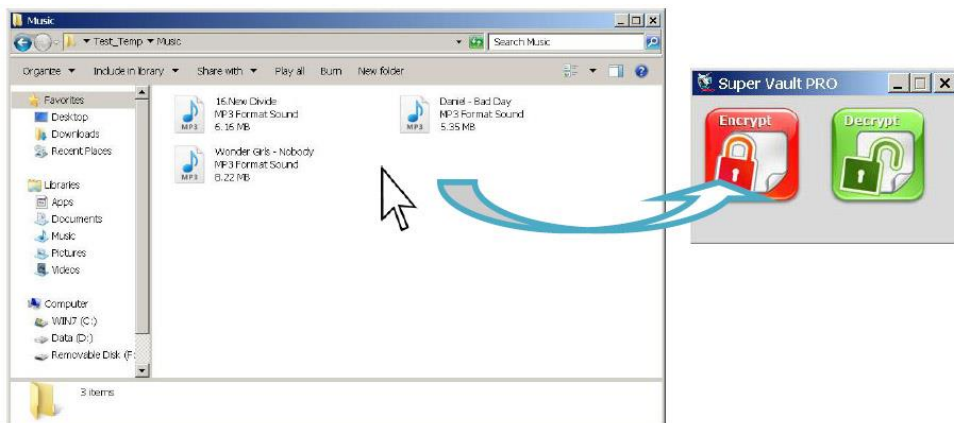
“加密/解密”工具箱出現；現在已做好資料加密/解密的準備



6.4 Data Encryption 資料加密

1. Open the file explorer, and then drag and drop the file/folder to be encrypted into the Encrypt icon in the tool box. The tool box accepts single file/folder or multiple file/folder.

打開檔案瀏覽器，將要加密的檔案/資料夾拖曳到工具箱的“加密”圖示上再放開。工具箱可接受單檔案/資料夾，也可以同時接受多檔案/資料夾



2. Enter the password for decryption twice, and then press OK. **Be noted that encrypted files will not be able to be decrypted if this password is lost.**

輸入解密用的密碼兩次，之後按下 OK；請注意如果遺失此密碼，則將無法解密已加密的檔案

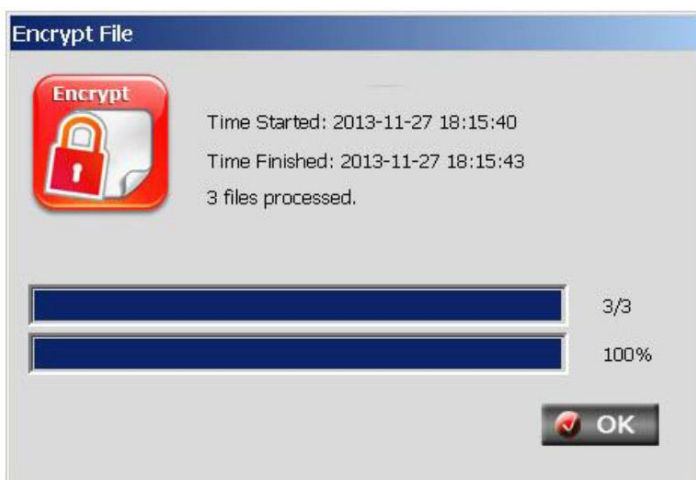


“**Save as Master Password**” function allows the tool to remember the passwords, so you do not need to enter a password every time when you want to encrypt the files.

“**Save as Master Password**” 可以讓工具記憶一組密碼，如此在加密檔案時就不用每次輸入密碼

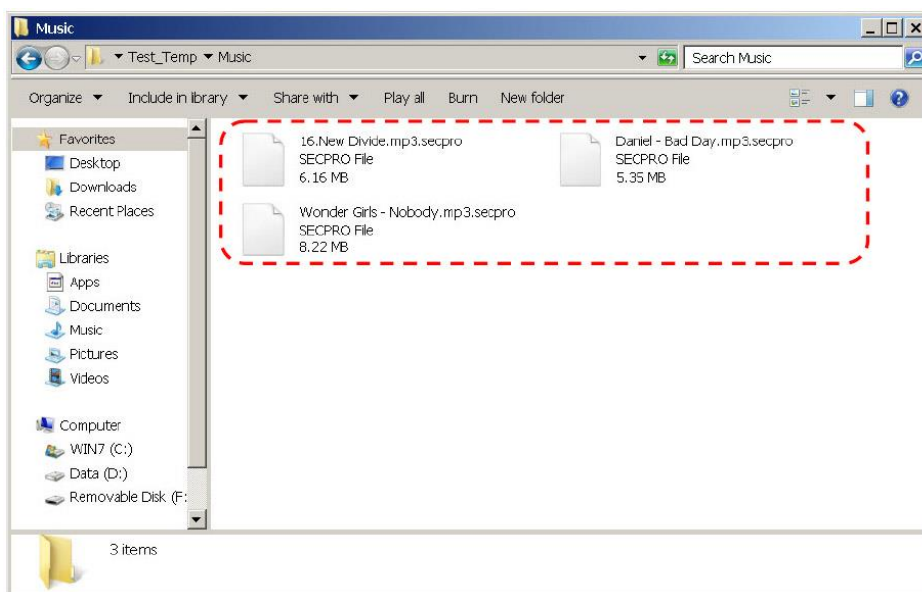
- The tool will start the encryption process immediately; when it's done, press OK.

工具程式立即進行加密作業；完成後按 OK



- Data encryption is done.

資料加密完成



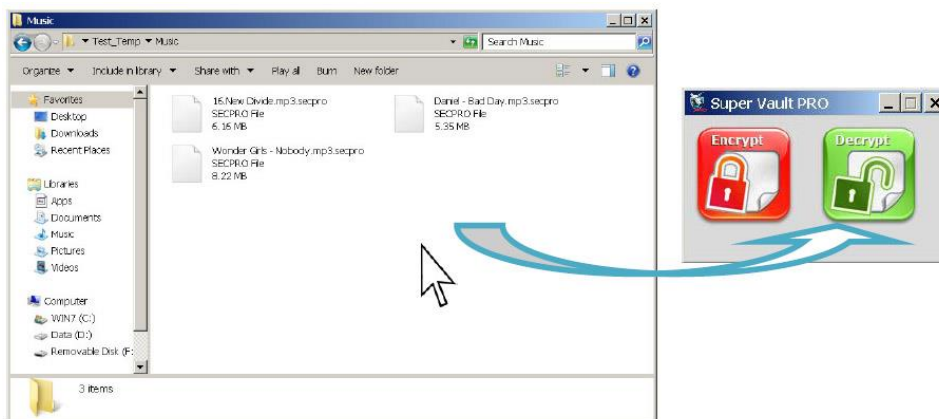
Be noted that “FOLDER” will not be encrypted, only the files within will be encrypted. The folder within a folder will not be encrypted, the files in the within folder will not be encrypted.

請注意“資料夾”不會被加密，唯有資料夾中的檔案會被加密；資料夾中的資料夾不會被加密，資料夾中的資料夾中的檔案，也不會被加密

6.5 Data Decryption 資料解密

1. Open the file explorer, and then drag and drop the file/folder to be decrypted into the Decrypt icon in the tool box. The tool box accepts single file/folder or multiple file/folder.

打開檔案瀏覽器，將需要解密的檔案/資料夾拖曳到工具箱的“解密”圖示上再放開。工具箱可接受單檔案/資料夾，也可以同時接受多檔案/資料夾



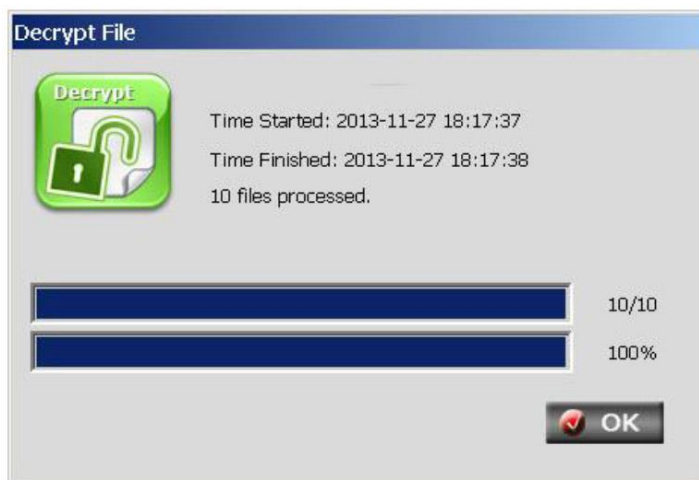
2. Enter the password for decryption, and then press OK. **Be noted that encrypted files will not be able to be decrypted if this password is lost.**

輸入解密用的密碼，之後按下 OK；請注意如果沒有此密碼，則將無法解密已加密的檔案



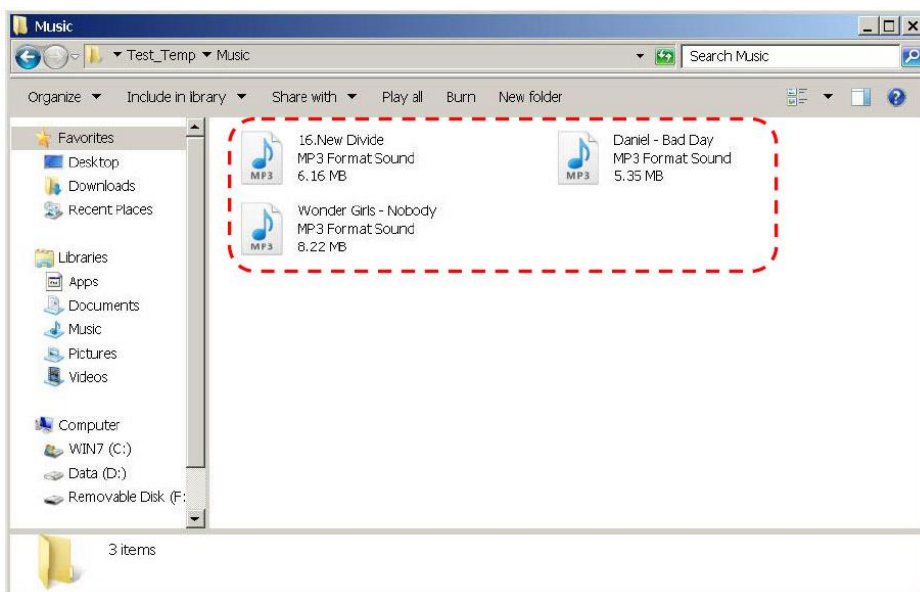
- The tool will start the decryption process immediately; when it's done, press OK.

工具程式立即進行解密作業；完成後按 OK



- Data decryption is done.

資料解密完成



Be noted that “FOLDER” will not be decrypted, only the encrypted files within will be decrypted.

請注意 “資料夾”不會被解密，唯有資料夾中的加密檔案會被解密

Appendix